



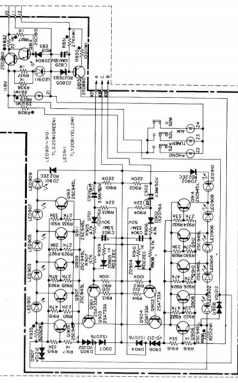
SCHEMATIC DIAGRAM
NIKKO NA990/NAT090



1. CONTROLS TO BE SUBJECT TO CHANGE WITHOUT NOTICE.
2. PARTS LISTED IN THIS SCHEMATIC ARE THE STANDARD PARTS LISTED IN THE PARTS LIST. COMPONENTS LISTED IN THIS SCHEMATIC ARE THE STANDARD PARTS LISTED IN THE PARTS LIST. COMPONENTS LISTED IN THIS SCHEMATIC ARE THE STANDARD PARTS LISTED IN THE PARTS LIST.



POWER LEVEL INDICATOR REGULATOR SECTION



W-1 TYPE

